

All orders require a \$200 deposit. Balance due on delivery. (Metro Denver Only) Customers are responsible for their own measurements. Improperly measured covers are non-refundable. No Refunds.

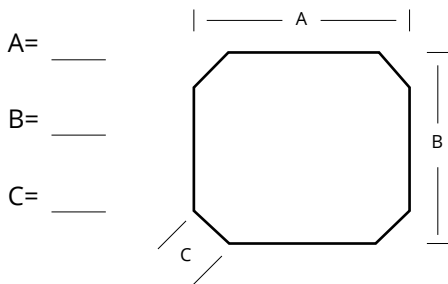
Customer Signature _____

Mail order form and deposit to: REI & Service 5091 South Hooker St. Englewood, CO 80110 303-789-2980	DATE ORDERED	TELEPHONE NUMBER
	ORDERED BY (NAME)	CUSTOMER ID (LAST NAME)

SPA INFORMATION

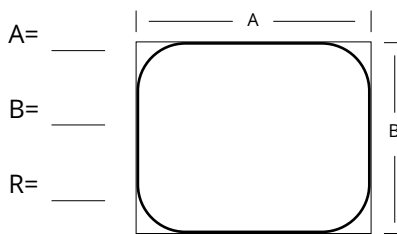
BRAND NAME	MODEL NAME OR NUMBER	YEAR MANUFACTURED
------------	----------------------	-------------------

RECTANGLE OR SQUARE WITH CUT CORNERS



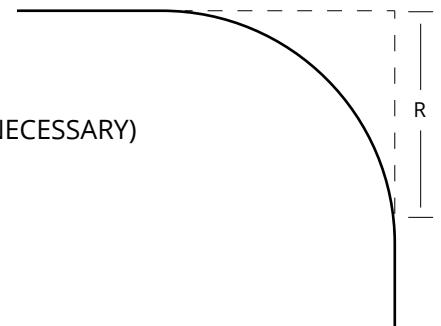
ARE ALL THE CORNERS THE SAME?

RECTANGLE OR SQUARE

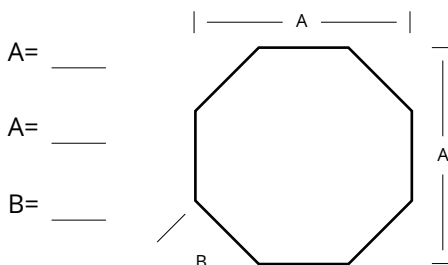


(RADIUS OF ROUNDED CORNERS, IF NECESSARY)

MEASURING RADIUS

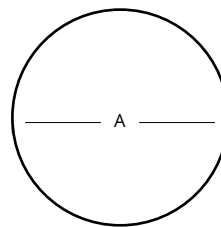


OCTAGON



ARE ALL THE SIDES THE SAME?

ROUND



COLOR AQUA <input type="checkbox"/> PACIFIC BLUE <input type="checkbox"/> AMMERETTO <input type="checkbox"/> BROWN <input type="checkbox"/> RUST <input type="checkbox"/> RAWHIDE <input type="checkbox"/> NAVY BLUE <input type="checkbox"/> LT BLUE <input type="checkbox"/> ASH <input type="checkbox"/> LIGHT GREY <input type="checkbox"/> TEAL <input type="checkbox"/> MAROON <input type="checkbox"/> BLACK <input type="checkbox"/> ALMOND <input type="checkbox"/>	FOAM THICKNESS STANDARD <input type="checkbox"/> 4"- 2" TAPER <input type="checkbox"/> HIGH DENSITY <input type="checkbox"/> 4"- 2" TAPER <input type="checkbox"/> OTHER _____ <input type="checkbox"/>	SKIRT LENGTH STANDARD <input type="checkbox"/> 2 1/2" NONE <input type="checkbox"/> 3" <input type="checkbox"/> 1" <input type="checkbox"/> 3 1/2" <input type="checkbox"/> 1 1/2" <input type="checkbox"/> 4" <input type="checkbox"/> 2" <input type="checkbox"/> 4 1/2" <input type="checkbox"/> SURCHARGE FOR OVER 4 1/2" SKIRT	SPA DIMENSIONS AND RESPONSIBILITY PROVIDED BY <input type="checkbox"/> DEALER <input type="checkbox"/> SPA OWNER
	NUMBER OF FASTENERS <input type="checkbox"/> IF OTHER THAN STANDARD PLACEMENT - DRAW ABOVE	LENGTH OF FASTENERS <input type="checkbox"/> MEASURE FROM BOTTOM OF COVER TO CENTER OF EYELET	2 - HANDLES (OPTIONAL) <input type="checkbox"/> • DRAW DIRECTION OF HINGE IF CRITICAL • USE INCHES ONLY ON ALL MEASUREMENTS • USE DIMENSIONS TO OUTSIDE OF SPA