



**CONFER**  
*plastics inc.*



**THE LEADER IN  
POOL LADDERS & STEPS**

# A-FRAME LADDERS

## Model 7200

### Rollguard A-Frame Safety Ladder



#### Standard features of the Rollguard Ladder:

- Aesthetically pleasing contemporary design in beautiful warm gray color to complement today's brown or gray tone pools
- Large 5 inch x 18 inch wide Comfortreads
- Curved side rails designed with strength in mind
- Inner side rails include integrated side barriers to prevent entry behind the ladder
- Easy assembly with minimal hardware
- Adjusts to fit pools 48" to 54" tall
- Lockable Rollguard Barrier (lock included)
- Extra-large top platform
- Just fill side rails with water to prevent floating, no sand or bricks needed
- Fits pool top seats up to 14 inches wide
- Weight limit: 300 lbs.
- Five year warranty

Convertible to Inpool Ladder using #CK7200 Kit - sold separately.

#### Optional G7200 Rollguard Gate

- Attaches easily to our Rollguard Ladder to provide added security
- Self-closing and self-latching
- Meets current ISPS 305.3 requirements
- Latch located well out of reach of small children
- Contoured design "hugs" ladder steps and restricts access
- Padlock included



## Model 7100X

### Evolution A-Frame Safety Ladder



- Warm gray color to complement today's brown or gray tone pools
- Economical yet full-featured A-Frame Ladder
- Adjustable to fit 48" to 54" high pools
- Each side adjusts independently
- Snap-lock treads for quicker, easier assembly
- Five treads on each side
- Swing-up outer treads for safety
- Outer treads can be padlocked (padlock included)
- Full 16" inside tread width
- Strong sturdy design
- Large top platform
- Minimal hardware
- No sand or bricks required; fills with water
- Meets current ISPS 702.2.1 barrier requirements
- Five year warranty
- Weight limit: 300 lbs.

Convertible to Inpool Ladder using #CK7100X Kit - sold separately.



## Model 7000X

### Eliminator A-Frame Safety Ladder




- Eliminator A-Frame Ladder for 48" to 54" pools
- Heavy-duty construction
- Outside treads swing up into an upright position for security
- No sand or bricks required to prevent floating; fills with water
- Outer treads can be padlocked (cable lock included)
- Meets current ISPS 702.2.1 barrier requirements
- Weight limit: 300 lbs.
- Treads measure 5" x 18" wide
- Five year warranty

Convertible to Inpool Ladder using #CK100X Kit - sold separately.



# INPOOL LADDERS



## Model 6000X

### Eliminator Heavy-Duty Inpool Ladder

- Five large treads
- Treads measure 5" x 18" wide
- 22" high handrails; 9-1/2" span
- All-plastic construction
- Weight limit: 300 lbs.
- Adjusts to fit deck heights 42" to 56"
- Meets current ISPC 702.2.1 barrier requirements
- Five year warranty
- Optional #6000-X-EXT Extension Kit available



## Model 635-52X

### Economy Inpool Ladder

- Straight Up and Down Inpool
- Does not require barrier when properly installed
- Adjusts to fit deck heights 46" to 56"
- 18" Width; 22" High handrails
- Weight limit: 250 lbs.
- Five year warranty
- Optional EB100X extension kit available
- Platform included with ladder



## GROUND TO STEP ENTRY LADDERS

### Model 8100X



#### Ground to Step Entry Ladder

#### For use with the Curve Step to make a complete entry/exit system

- Easy assembly - snap lock treads
- Large top platform
- Warm gray color coordinates with Curve Step
- Outside treads swing up and lock for safety, padlock included
- Weight limit: 300 lbs.



### Model 8000X

#### Entry Ladder

#### Economical Entry/Exit System

- When combined with #Step-1X it forms an economical Entry/Exit System for 48" to 54" pools
- Outside treads swing up into an upright position for security
- 18" wide; 22" high handrail, 9-1/2" span
- Weight limit: 300 lbs.



To make the complete Entry/Exit System you will need to purchase both:  
 (1) #8000X Entry Ladder  
 (1) #Step-1X (total of 2 cartons)

**Cable lock included**

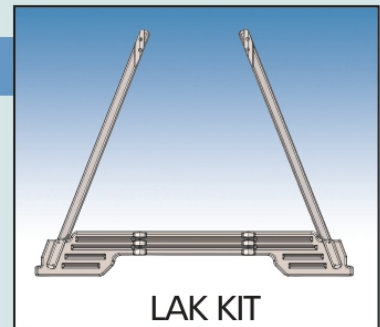


## Model LAK

### Ladder Adapter Kit

#### For use with the Confer Plastics ladder models 7100X, 7100B, 8100X, 7000X, 7000B and 7200

- Easy assembly
- Warm gray color
- Minimal Hardware



LAK KIT

# INPOOL STEP SYSTEM

## The *CURVE* Inpool Step System



Above Ground Stair Case



In-Ground Stair Case




Above Ground Curve System



In-Ground Curve System

- Available in four configurations; two for Above Ground and two for In-Ground
- Start with the base step unit and then expand into a complete system at any time
- Four tread unit for Above Ground Pools
- Three tread unit for In-Ground Pools
- Above Ground base unit treads can be installed curving inwards or outwards as customer desires
- Eye-catching, graceful sloping handrails
- Two tone color - gray treads with warm gray (beige) sidewalls and handrails to complement any pool
- Oversize deck mounting brackets to reach across any top seat
- Ships by UPS or Fedex
- Easy assembly
- Weight limit: **400 lbs.**



### Curve Step Specifications:

Weight limit - lbs	400	Height to top tread - In-Ground	36"
Tread width	27"	- Above ground	47"
Tread depth	10"	Mounting bracket length	24"
Riser height	11"	Overall outside width	38"
Unit depth	32"	Complete Curve System width	58"
Handrail height (from top step)	30"		

### Available in following configurations:

- Model # **CCX-AG** Confer Curve Base Step for above ground pools (4 steps)
- Model # **CCX-IG** Confer Curve Base Step for in-ground pools (3 steps)
- Model # **CCX-ADD-ON** Universal ADD-ON unit for use with either the CCX-AG or the CCX-IG Base Steps.

# POOL STEPS

## Model PES-DBL-X



### Pool Entry System

An excellent system for safety and convenience.

- Meets current ISPS 305.3 requirements
- Adjusts to fit 48" to 54" pools and decks
- Adjusts to fit most uneven or dished-bottom pools
- Top step covers the pool top seat in most installations
- Easy assembly; no metal parts
- Does not attach to pool
- Excellent for elderly, slightly handicapped, or heavy swimmers
- Non-slip step surfaces
- Large, flat steps each with 270 square inches of surface
- Includes deck connector
- Fills with water to prevent floating; no sand needed
- Weight limit: **400 lbs.**
- Five year warranty
- Includes Gate with Automatic Gate Closer

#### Pool Entry System Specifications:

Projection into pool	36"
Width	31"
Step dimension	10" x 27"
Riser height	11"
Handrail height	32" from top step
Specifications subject to change without notice. (all specifications are approximate)	

#### Gate Specifications:

Height of gate	58"
Width of gate	27"
Height of latch	57"
Gate is self closing self latching (all specifications are approximate)	

#### Available in following configurations:

- Model #PES-1X - Individual Entry System for use off of a deck
- Model #PES-DBLX - Two Entry Systems with gate for use on pools without a deck
- Model #PES-G-X - Gate only

## Step-1X

### Confer Step

Designed for easy pool entry

- Inpool Step for 48" to 58" pools and decks
- Easy, snap-together assembly
- Large, flat steps each with 270 square inches of surface area
- Compact packaging – can be shipped by UPS-FEDEX
- Includes mounting brackets to fasten to deck
- Weight limit: **400 lbs.**
- Five year warranty
- Requires 40 pounds of sand for installation



Note: The Confer-Step is designed for use in flat-bottom pools only. Our Pool Entry System can be adjusted to fit most dished-bottom pools.

## "Safe and Secure" System

### Model S.I.G.X

- Meets current ISPS 305.3 requirements
- Self-closing, self-latching gate restricts access to pool
- Gate includes self-closing mechanism (see inset photo) for a sure close everytime
- Gate includes padlock for complete security
- Inpool ladder takes up minimal space inside pool
- Steps and ladder can be separated and used individually if a deck is built
- Inpool ladder features anti-entrapment barrier



Now with Automatic Gate Closer!

# ENCLOSURE SYSTEM

## Model S.E.S.-X



### Confer-Step Enclosure System

The Enclosure System provides security first, by enclosing the steps with pickets, and secondly, with its self-closing, self-latching gate. Meets current ISPSC 305.3 requirements.

Using the Step-Enc-X Kit allows two #Step-1X units to be joined together, enclosed, and gated to restrict access by small children. Kit consists of connecting step, connecting rails, enclosure pickets and rails, and a self-closing, self-latching gate.


**Includes automatic gate closer**

**Note:** For best results place outside step units on level patio blocks.

- Weight limit: 400 lbs.

To make the complete System you will need:

- (2) #Step-1X units (2 cartons)
- (1) #Step-ENC-X Kit w/gate (2 cartons)
- (total of 4 cartons)



### Skim-It

- Increases skimmer efficiency
- Attaches easily to most skimmers without tools
- Low cost, easy to use
- Blade is easily removable when swimming

**Important:** Consult your local building department for installation of your pool and equipment. For safety, all of our products should be used with competent supervision.



**PROUDLY  
MADE IN  
THE USA** 

PRINTED IN THE US

Product and specifications subject to change without notice

11/19